



The
Museum
in
Bloom

museum
National Museum of Ireland
Ard-Mhúsaem na hÉireann

Decorative
Arts & History

Welcome to the National Museum of Ireland – Decorative Arts & History at Collins Barracks!

Follow this trail to discover where flowers and foliage blossom throughout the Museum's decorative arts collections...

Activity 1

Our first stop is in the *Curator's Choice* exhibition. In this gallery, look for the tapestry entitled *Flora*.

Complete the words below to find the names of flowers hidden in the tapestry.

1. L _ l _ e s
2. B _ _ e b e _ _ s
3. D a _ s _ e s
4. C _ r _ _ t i _ n s



Draw your favourite flower from the tapestry here:



Did you know? This tapestry is an example of the kind of work made during the Arts and Crafts movement in the mid-19th century. Led by the English designer William Morris, these works often featured floral patterns. Here you can see Flora, the Roman goddess of spring and youth surrounded by many different types of blossoming flowers.

Activity 2

Move into the next exhibition, *Out of Storage*, and look in Case 6.

Can you solve the riddle to find the object that is not an ordinary kind of 'flower'?

I am a 'flower,' but I have no roots.
I will never be watered, but I can
be used to pour.

What am I?

Write your answer or draw the object in the space below:



Activity 3

Take the stairs to the upper part of this exhibition to look for a very big object called a palanquin.

Circle the plants that decorate the palanquin.



Snapdragon




Foxglove



Hollyhock



Buttercup



Peony

Hint: Use the interactive touch screen behind you for help

Did you know? This palanquin is from Japan and is more than 250 years old. It is a type of carriage designed for the transport of one person at a time. Six servants called 'hammalls' carried the palanquin.

Activity 4

Follow the trail into the next gallery, the *Ib Jorgensen* exhibition

Can you spot these floral outfits?

1



2



3



Can you find real flowers hidden in the gallery?

Draw them here:



Which is your favourite outfit?

Circle the number below:

1 2 3

Did you know? Ib Jorgensen was born in Denmark but moved to Ireland when he was 15 years old. He set up his own business when he was 22 and became one of Ireland's most successful designers.

Activity 5

Go through the gallery and up the stairs to enter *The Way We Wore*.

Search for the fans on the right side of the gallery.

Can you unscramble the words below to find the meaning of the flowers painted on the central fan?

Red rose – EOVL _____

Pansy – GHUOTHT _____

Calla lily – EBAUYT _____

Can you find the word hidden amongst the flowers?



Hint: Read the label.


Did you know? Throughout history, people have used fans to send messages to each other. The fan from 1870 is thought to have been given as a gift by an admirer to a loved one. They used the 'language of the flowers' to communicate their feelings to their loved one.

Activity 6


Move all the way into the second room of this exhibition and look at the display of the children playing in the centre of the room.

One of the children is wearing a coat dress embroidered with lily-of-the-valley, which symbolises the 'return of happiness.' Here are some more meanings in the language of flowers.

Circle the flower you would like on your coat.



Iris =
Wisdom



Gladiolus =
Strength




Delphinium
= Protection



Ivy =
Friendship



Chrysanthemum
= Joy



Peony =
Good Luck

Activity 7

Continue on to the jewellery gallery at the end of this exhibition.

Look for a brooch shaped like a flower.
Can you identify which flower it is?



Hint: You might find them all around patches of grass.

Can you find any other accessories which feature flowers in the case?



Did you know? This flower-shaped brooch was made in the late 19th century. A technique called filigree was used to form its centre. Filigree means using tiny threads and beads of metal to make an intricate pattern.

Activity 8



Look for a display of jewellery made from bog oak.

What plant seen on the jewellery is a symbol of Ireland?

Draw it here:



Did you know? These pieces are made from the wood of trees like oak or fir which has been preserved in bog lands around Ireland. They were made in the late 19th century when it became popular to support Irish nationalism through your clothing and accessories. By wearing an object made from Irish materials, like bog oak, and carved with Irish symbols, you could communicate that you were proud to be Irish.

Congratulations!

You are finished your trip through the blooms of Collins Barracks!

There are many other objects decorated with flowers and foliage to be discovered in the Museum – keep an eye out for them on the rest of your visit.



Let us know what you think!

Scan the QR code to give us feedback or send us in your drawings or letters about your museum visit.

Activity Answers:

- 1. Flora Tapestry:** The names of the flower are lilies, bluebells, daisies, and carnations.
- 2. Riddle:** The object is the cauliflower teapot in Case 6.
- 3. Palanquin:** There are hollyhocks and peonies on the palanquin.
- 4. Ib Jorgensen:** 1 and 3 can be found in the cases in the middle of the exhibition. 2 is in the case running along the back wall of the exhibition. The real flowers can be found tucked into a sash of a white dress in the corner of the display case at the back wall.
- 5. Fan:** The words are love, beauty, and thought. The word 'Angel' is hidden in the fan.
- 6. Child's Coat Dress:** It's up to you!
- 7. Jewellery:** The brooch is in the shape of a daisy.
- 8. Bog Oak Jewellery:** The plant is a shamrock.





The Museum runs programmes for families and schools throughout the year.

For further information go to www.museum.ie or contact us on:

Tel: 016486453

Email: bookings@museum.ie

© Education & Outreach Department



Scan this QR code for more information about upcoming events at NMI – Decorative Arts & History, Collins Barracks.