

Trades in Ireland 1850–1950

The National Museum of Ireland – Country Life is home to the Irish Folklife Collection, a collection of objects representing Irish rural life from 1850–1950. This online activity is suitable for Families and Senior Primary (3rd to 6th Class) and Post-Primary Junior Cycle.

Museum at Home

Country Life

Blacksmith &
an apprentice
shoeing a wheel.



Trades 1850 – 1950

How were things made before 1950?

Before the advent of mass-production, most of the objects that people needed for their daily lives were made by hand using locally available raw materials. These objects were made by traditional craft workers. Their skills were passed on from generation to generation and learned through a form of apprenticeship.

museum

National Museum of Ireland
Ard-Mhúsaem na hÉireann

What was school like?

A national system of primary education was introduced in Ireland in 1831. This meant that children could avail of free primary education. The main subjects taught in schools at the time included the three R's: reading, writing and arithmetic.



Schoolhouse
with master &
schoolchildren,
Aran Islands.



Punishment in school

In the 19th century children were discouraged from speaking Irish. A tally stick on a piece of string was worn around a pupil's neck. A notch was cut into the stick if they spoke Irish, as punishment.

Here's a Task

1. What year was the national system of primary education established in Ireland?
2. What were known as the 3 R's ?
3. What was the bata scór or tally stick?

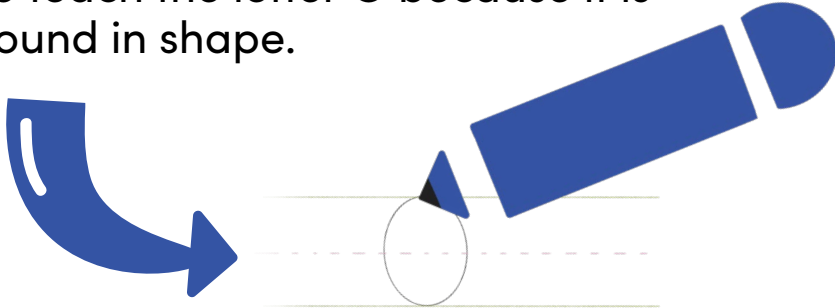
How did they learn?

In the past teachers used the following words to teach the shape of letters in the alphabet.

**Museum
at Home**

Country Life

Example: The full moon was used to teach the letter O because it is round in shape.



Moon

Comet

Spectacles

Spade-handle

Eel

museum

National Museum of Ireland
Ard-Mhúsaem na hÉireann

Here's a Task

Can you guess which words were used to teach the letters Q B S T?

What was a blacksmith?

He made and repaired a very large range of objects from gates to domestic cooking ware as well as agricultural and craftsmen's tools. The blacksmith was also the farrier responsible for shoeing horses and donkeys.

Museum at Home

Country Life

Here's a Task!

Can you spot these objects in the photograph?

Horseshoes
Bellows
Hammers
Anvil



Did you know!

Bellows: Used for blowing air into the fire.

Hammers: Used for hammering the hot iron.

Horseshoes: Some blacksmiths worked as farriers. They made or forged shoes for horses.

Anvil: Iron was hammered and shaped on this large block of metal.

museum

National Museum of Ireland
Ard-Mhúsaem na hÉireann

A blacksmith's tools

The following are tools used by a blacksmith in the forge. The blacksmith had hundreds of tools for all the different tasks they were required to do.

Here's a Task!

Can you match the blacksmith's tool with its use? For example: callipers are used to measure the diameter of an object.



Callipers are used to...

Bevel squares are used to...

Cramps are used to....

Tongs are used to...

Bottom swages are used to....

shape metal on an anvil.

shape scrolls in decorative iron work.

measure the diameter of an object.

handle hot metal.

measure angles.

Here's a Task!

Here are three images of objects made by a blacksmith. Can you identify the object and its use?

Museum at Home

Country Life



I didn't know
a blacksmith
made these!

Did You Know!

When you visit the National Museum of Ireland – Country Life you can view the range of objects made by blacksmiths in the past.

museum

National Museum of Ireland
Ard-Mhúsaem na hÉireann

Learn about other trades

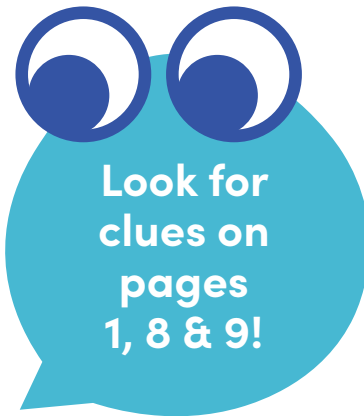
Tradespeople in the community worked together and shared their skills and expertise. The blacksmith was essential in helping other tradespeople with their work. For example the blacksmith made nails for the cobbler to make hobnail boots.

Museum at Home

Country Life

Here's a Task

Complete the sentences below to show how the blacksmith helped the following tradespeople!



Wheelwright: A person who makes or repairs wooden wheels.

The blacksmith helped the wheelwright by _____

Cooper: A person who makes barrels or churns.

The blacksmith helped the cooper by _____

Cobbler/Shoemaker: A person who makes, fixes or mends shoes.

The blacksmith helped the cobbler by _____

Learn about other trades

The following are photographs of objects in the National Museum of Ireland's Folklife Collection. You will see many of these objects on display in the Museum. They represent objects made by different tradespeople.

Museum at Home

Country Life

Here's a Task

Can you match the object in the photograph with the tradespeople listed opposite?

Tailor
Carpenter
~~Woodturner~~
Cooper

Thatcher
Basketmaker
Cobbler
Tinsmith



Woodturner



museum

National Museum of Ireland
Ard-Mhúsaem na hÉireann

Learn about other trades

When you get a chance to visit the National Museum of Ireland – Country Life you will see video footage of tradespeople working. Below are images of people working at their trade.

Museum at Home

Country Life

Here's a Task

Can you match the tradesperson to the image below?



Tradespeople

Weaver



Woodturner

Harness Maker

Thatcher

Cooper

Tinsmith



You know everything about trades!

Well done for taking part in this activity. You can find out more about our learning resources when you visit our museum website at www.museum.ie.

museum

National Museum of Ireland
Ard-Mhúsaem na hÉireann